



MDXS

Consistent comfort.



MDJ

More performance,
less noise.



The **MDJ** and **MDXS** professional on-demand grinders bring together all the Nuova Simonelli technological and ergonomic know-how for those coffee shops, chains and restaurants that require a consistent high-quality grind along with simplicity of use and maintenance.




Precision and ease-of-use with every dose.

Even more advanced, the **MDXS** on-demand has a grinding capacity of 1.5 kg per day. It stands out for its dose consistency, quiet operation and ease of use.

MDXS allows you work in total comfort, speeding up the workflow with the new touchscreen display and the portafilter hook.

MDXS



SOLID AND PRECISE

With its stainless-steel body, MDXS is a solid and long-lasting grinder. Thanks to the micrometric grinding adjustment, along with the 65mm burrs, the grinder guarantees a precise and consistent dose, whilst also reducing waste.



SILENCE

Silent technology is available in all Nuova Simonelli grinders range. It provides a more pleasant setting for both barista and customers




EASE OF CLEANING

MDXS is designed for easier and faster cleaning operations and technical assistance. This means maximum reliability and low maintenance costs.

Colours



TRANSPARENT BEAN HOPPER (1.6KG)



FLAT BURRS (65MM)


MICROMETRIC GRIND ADJUSTMENT

MDXS enables you to regulate the coffee grain size for perfectly consistent doses.



TOUCHSCREEN DISPLAY 2.8"

MDXS comes with a new touchscreen display which is easy to use and to program. **NEW FUNCTIONS:** stop&go, barista, continuous, counters.




NEW NOZZLE

Made in stainless steel, the new nozzle is easy to remove and to clean for a better user experience.



NEW CLUMP CRUSHER

This system eliminates the electrical static effect of the ground coffee, maintaining the continuous flow of coffee and reducing residue. The new clump crusher grants even more dose consistency than the previous MDXS version.



PORTAFILTER HOOK

The portafilter hook maximises efficiency and simplicity and optimises the barista's workflow.



More performance, less noise.

MDJ on demand is the high-quality professional grinder. It is the ideal machine for a highly productive establishment that needs to grind up to 3 kg a day.

Even during peak time, **MDJ** provides a precise grind and speeds up the workflow with the new touchscreen display and the portafilter hook.

MDJ



SILENCE

The new system with revised suspension isolates the motor to eliminate unwanted noise, providing a more pleasant setting, wherever you are.



PRECISE GRIND

The micrometric grinding adjustment regulates grain size with extreme precision using flat 75 mm burrs. The new clump crusher system eliminates the electrical static effect of the ground coffee, maintaining the continuous flow of coffee and reducing residue.



TOUCHSCREEN DISPLAY

The new touchscreen display is much more user friendly and provides complete control of the machine.



EASE OF CLEANING

MDJ is designed for easier and faster cleaning and technical assistance. This means maximum reliability and low maintenance costs.

Colours



SHARP
BLACK

NS
RED

PURE
WHITE



MICROMETRIC GRIND ADJUSTMENT

MDJ enables you to regulate the coffee grain size for perfectly consistent doses.




TOUCHSCREEN DISPLAY 2.8"

MDJ comes with a new touchscreen display which is easy to use and to program. **NEW FUNCTIONS:** stop&go, barista, continuous, counters.



NEW NOZZLE

Made in stainless steel, the new nozzle is easy to remove and to clean for a better user experience.



NEW CLUMP CRUSHER

The new clump crusher grants even more dose consistency than the MDJ previous version.



PORTAFILTER HOOK


The portafilter hook maximises efficiency and simplicity and optimises the barista's workflow.



TRANSPARENT
BEAN HOPPER
(1.6KG)



FLAT
BURRS
(75MM)



TWO ENGINE
VERSIONS:

low and high speed

MDXS

+ APPIA
Life.



MIDJ

+ AURELIA WAVE UX





—

Technical sheet

	MDXS	MDJ low speed	MDJ high speed
Dimensions			
Width (mm)	212	215	215
Height (mm)	601	605	605
Depth (mm)	290	290	290
Weight (kg)	10	15	15
Power (W)	350 W (230V) / 400W (115V)	575 W (230V) / 750W (115V)	800 W (230V) / 900 W (115V)
Bean Hopper Capacity (kg)	1,6	1,6	1,6
Features			
Grinding regulation	micrometric and manual	micrometric and manual	micrometric and manual
Engine	fixed speed	fixed speed	fixed speed
Speed grinding (sec/dose)	2-2,5 g/s	2,5-3 g/s	4 g/s
Burrs (mm)	65	75	75
Clump crusher	included	included	included
Removable nozzle	included	included	included
Electronic Functions			
Display	2,8" TOUCH	2,8" TOUCH	2,8" TOUCH
N. programmed doses	2	2	2
Stop&Go	included	included	included
Barista Function	included	included	included
Total counter	included	included	included
Partial counter	included	included	included





ESPRESSO MACHINES

NO. 1335 DAVENPORT ROAD
TORONTO, ONTARIO M6H 2H4

416-537-3439

hello@zuccarini.ca
ZUCCARINI.CA

 **nuova
SIMONELLI**
The coffee machines you can trust.

www.nuovasimonelli.com